

Item type
Dining Table

Item name
Maynor

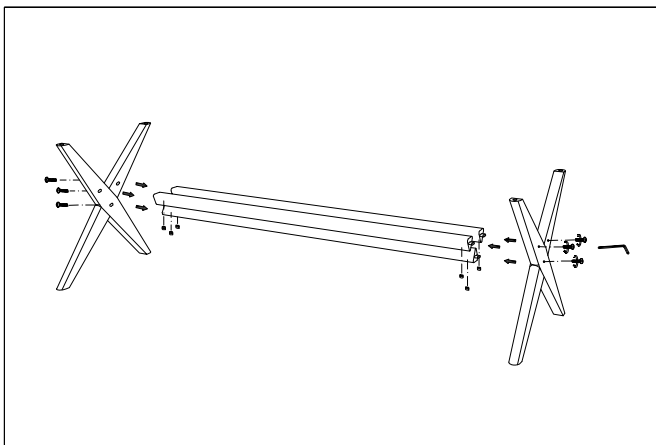
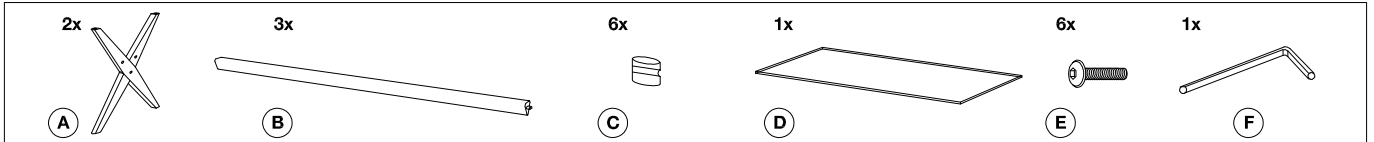
Item no
114498

Attention! Place the item on a padded area to prevent damage to the item.

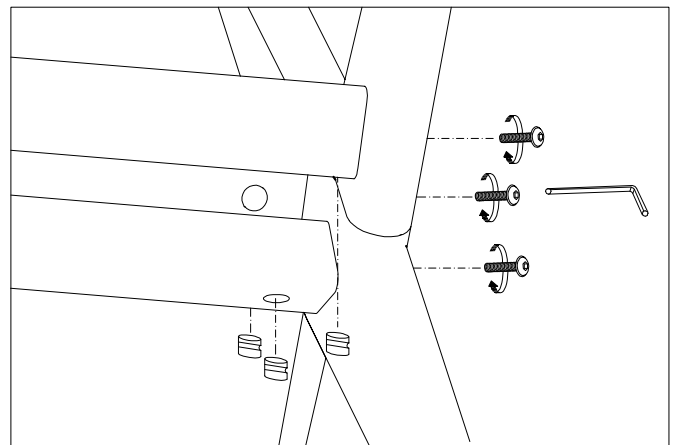
Care instructions:
Dust regularly and clean with a soft dry cloth.
Do not use chemicals or abrasive cleaning materials.

Eichholtz B.V.
Delfweg 52
2211 VN Noordwijkerhout
The Netherlands

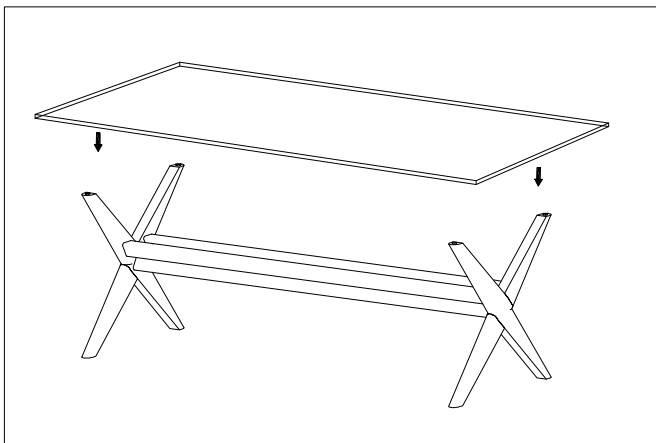
🏠 www.eichholtz.com
✉ service@eichholtz.com
☎ +31 (0)252 515 850



1. Assemble the base as shown in the drawing. See picture 2 for a detailed view.



2. Place part C inside the wooden beams. Make sure they are level. If there is resistance while fastening the screws, adjust part C.



3. Place the glass on the base.